

Sherrard Community Unit School District 200

**Calendar Year 2019
State of the District Report**



Presented to the Board of Education
by Superintendent Alan Boucher

Introduction

In this State of the District Report, I will review the events of the preceding calendar year and share my analysis of various aspects of our school district. These aspects include district finances, the staff, the students, academics and transportation. The report will be posted in the superintendent's section of the district's website. I agree with Thomas Jefferson who said, "Every man's work is a portrait of himself." A lot of work has been accomplished this past year and I think it does paint an accurate picture of our much-loved school district.

2019 - Things to Note

District Level

- John Cabor and Todd Anderson were chosen by the Board to fill two Board vacancies. Incumbent Sue Lyon was elected by the voters to fill the third vacancy.
- The Illinois State Board of Education gave 4 of our 5 schools the highest summative rating (Exemplary) for issues related to quality education. Only 10 of the 57 schools in the Quad Cities Area received the exemplary rating - we had 4 of them!
- Sherrard received a perfect score of 4.0 for its Financial Profile Rating given by the Illinois State Board of Education.
- Sherrard School District was 1 of 250 school districts nationwide to be named to the National Advanced Placement Honor Roll. This award was for high achievement on the AP exams and for expanding access to AP courses.
- The Gold Circle of Quality Award was given to our preschool program by the Illinois State Board of Education. Only one other area school district received the award.
- The District received \$62,519 from the Looser-Flake Foundation. The donation will allow the District to put Clever-Touch screens in all Matherville classrooms and all the math/science classrooms at the high school, renovate the Matherville computer lab, purchase a classroom set of drones and drone curriculum and purchase technology curriculum for the elementary schools.
- The caretakers of the Lowell N. Johnson Charitable Foundation gave our district \$18,500 to be used by the K-6 buildings for equipment and supplies.
- A whopping 13 snow days were taken during the winter of 2018/2019!
- WQAD Pep Rally was held on the football field with a great turnout of students and community.
- The Mercer County YMCA-sponsored before and after school programs at Sherrard Elementary and Winola Elementary continue to thrive. We currently have 134 registered students who attend the programs.
- Jamie Mueller donated a treasure trove of Sherrard School District memorabilia. The items date from 1906 to the 1930s. It includes a graduation announcement from Sherrard's first commencement.
- After having a Pepsi contract for many years, the District and Athletic Booster Club switched to Coke. The Coke incentives and pricing were better than those of Pepsi.
- The junior and senior high implemented a suicide prevention program called Elyssa's Mission.
- Established a threat assessment team for the district.
- Because of space limitations at Matherville Intermediate School, the annual Veteran's Day Assemblies were combined into one assembly at the high school. Poor weather conditions prevented the elementary students from traveling to the high school for this year's assembly.

- The Sherrard Academic Foundation granted more than \$5,000 in grants to teachers for classroom projects and supplies. The Foundation also gave a number of scholarships to the graduating seniors.
- A company that manufactures vape detection devices has donated 12 detectors and provided one year of technical support. A parent has volunteered to pay an addition 3 years of technical support.
- The Rock Island Argus published 5 front-page articles about positive things going on in the district.
- A software add-on was purchased for our Go Guardian software. The new software will monitor student computer use to find suicide indicators. The software will notify school officials when an indicator is found.
- The following is a list of the theatrical presentations
 - ✓ *The Pirate Show* - JH in February
 - ✓ *The Sound of Music* – Musical in April
 - ✓ Ten one act plays – Directed by various students in October
 - ✓ *Twelfth Night* - December

Curriculum Related

- New courses were added at the high school. They include: Spanish 5, Video Game Design, Global Foods, Computer Apps 2, Music Theory
- The focus of the Challenge program was changed to include more technology.
- Limited the Board's financial contribution for dual credit tuition to 4 classes per student.
- Increased the graduation requirement from 2 science credits to 3 science credits.
- Established a 10-hour volunteer requirement for graduation.
- Regarding Advanced Placement (AP) classes, 94 students are enrolled (includes some students who took more than one course).
- Thirty-four students took dual credit classes (includes some students who took more than one course).

Facilities Related

- The high school well developed problems in August and was replaced.
- During 2019, the wind turbine was on-line more than most of the previous years.
- Retired JH science teacher Jim Kovac has received a \$967 grant from the Illinois Conservation Foundation. The money was used to purchase plants for the high school courtyard.
- Seventeen handheld communication radios were purchased to replace the aging radios used by the staff at the junior/senior high. The range of the new radios is greatly increased.
- Hosted Wrestling Regionals
- Hosted Boys Basketball Regionals
- Hosted Boys Track Sectionals
- Wrestling room addition was completed
- New wrestling room mat was purchased
- New weight room addition was completed
- New weight room equipment was purchased and installed
- Rainwater run-off was diverted at Matherville Intermediate
- Four unused metal lathes were sold for \$3,000. The money was used to purchase a new table saw for the industrial arts program.
- The gym doors were replaced at Sherrard Elementary. The former doors could not be locked causing a safety hazard.
- The District replaced the STV studio lights with light donated by WQAD (Channel 8).

- Robotic cameras were installed on the outside athletic field and the high school gymnasium. The cameras will be used for ballgames and for practices. Parents and fans unable to attend games will now be able to watch them through the internet.
- MidAmerican Energy conducted an energy audit. The results will be used when making decisions in the future.
- One of the two electrical service lines that feed the junior/senior high was replaced in the fall by the power company.
- Student Josh Gibson coordinated and helped fund the replacement of the high school auditorium sound system as a part of his Eagle Scout project.

Staff Related

- Well-known speaker and author Monica Genta worked with the teachers at the January inservice. Her presentation was called *180 Days of Awesome*.
- Ag teacher Bill Hammes was chosen to be the Illinois Soil and Water Commission Environmental Teacher of the year. Mr. Hammes was recognized at the Illinois State Fair in August. Mr. Hammes was also chosen as the winner of the Illinois Section 3 Excellence in Teaching Award for Ag Education from the National Association of Agricultural Educators.
- Kari Roberts was selected as the Black Hawk Region Elementary Principal of the Year.
- Michelle Rolsch was recognized by Channel 8 *Pay it Forward* program sponsored by Ascentra Credit Union.
- Junior high teacher Pam Hughes and Sherrard Elementary teacher Amy hunt retired.
- A non-resident tuition waiver policy was adopted by the Board. Teachers who live outside the district boundaries can enroll their children tuition-free.
- The staff raised \$1,300 for the Sherrard Academic Foundation.
- The Sherrard Education Association negotiated with the Board to reinstate the 6% retirement bonus program for eligible teachers.
- Established a full-time In-school suspension supervisor position at the high school.

Student Related

- When comparing the student enrollment of August 16, 2018 and August 16 2019, we are up 10 students. This is the first enrollment increase in some time (See attachment 3).
- The agriculture students harvested 3,130 pounds of produce from their high school garden and donated it to area food pantries.
- Advanced Placement Tests: Sherrard High School students scored a 3 or higher on 79 of the AP exams. Thirteen students scored a 5 and one student scored a 5 on all three of the exams she took. The exam scores range from 1 to 5. Most colleges give credit for a score of 3 or higher.
- Eight Matherville students participated in the Illinois Music Educators Conference in Peoria, IL. The students were Ryan Butz, Coldan Lenz, Mackenzie Volkert, Megan Mackin, Kaleb Dowsett, Gracie Milburn and Adalynn Thomas.
- Wrestling team tied for Conference Championship
- Dylan Russell & Josh Bynum qualified for State in Wrestling
- Girls Basketball placed 2nd in Conference and 1st at Regionals
- Boys Track placed 2nd in Conference
- Boys Track Team 4x400 won State Championship
- Brennan Welch and Evan Earl qualified for State in Boys Golf
- Boys Cross Country Team qualified for State
- Jacob Belha was Pacesetter for Cross Country
- JH Girls 7th & 8th Grade Basketball were Conference Champs
- JH Girls 8th Grade Basketball won Regionals

- JH Girls 7th Grade Basketball progressed to Top 8 in State
- JH Wrestler Max Ryner is 160lb State Champ
- 5 Band students participated in Macy's Day Parade in NY. Evan Gagliardo, Jared Hood, Steven Shaw, Brett Pope and Kamryn Linskey
- Lucas Campbell - Senior Tuba - Selected for 2019 ILMEA All-State Band - 3rd Chair
- Eleven athletes signed to play at the college level
- 1st year for the new BJ Luxmore scoreboard at the Baseball field
- 8,182 lbs of food was collected for the Hunger Drive
- Established a bass fishing activity
- Sherrard Jazz Ensemble I received a Division 1 Rating at the prestigious Jazz In The Meadows Competition in the Chicago Area
- Sherrard Band placed 6th in the State of Illinois for the IHSA Solo & Ensemble Contest
- Percussion Ensemble received a Division 1 Rating at IHSA Solo & Ensemble Contest plus the "Best of Day" award.
- Jr. High Concert Band received a Division 1 Rating at IGSMO Organizational Contest
- High School Symphonic Band and Jazz Ensemble I both received Division 1 Ratings at IHSA Organizational Contest
- Jr. High Concert Band received a Division 1 Rating at IGSMO Organizational State Level
- Marching Tigers Placed 1st at the Washington High School Marching Competition
- Marching Tigers Placed 1st at the Geneseo Marching Competition plus received the following caption awards: "Best Winds", "Best Percussion", "Best Color Guard".
- Marching Tigers Placed 3rd at the Prospect High School Marching Competition in their first Chicago Area competition with bands averaging school sizes of 1400+.
- Marching Tigers Placed 1st at the Metamora High School Marching Competition plus received the following caption awards: "Best Winds" and "Best Percussion"
- Nov 2019: Hosted ILMEA Jazz & EGM Festival and had 10 students selected (most of any school) for the ILMEA District 2 Jazz Bands
- Nov 2019: Sherrard Bands had 14 students (school high) selected for the ILMEA District 2 Bands
- All schools streamlined the Positive Behavioral Interventions and Supports (PBIS) method of managing student behavior.

Transportation Related

- A car lift was installed in the bus garage to give the mechanics better access to the underside of vehicles.
- Tire changing equipment was purchased for the mechanics as a way to avoid costly outsourcing.
- The underground diesel fuel storage tank failed its 10-year inspection. It was removed and a new above-ground tank was installed.
- The soil test that was conducted after the tank was removed indicated a small level of contamination. We are waiting for the EPA to give us direction on how to handle it. Our consultant says the level of contamination is below the threshold for having to do anything.
- The gasoline storage tank was showing signs of significant rust, so it was replaced.
- The bus radio infrastructure was revitalized (office radios and antennas).
- Two new 71-passenger buses were purchased to replace 2 aging buses.
- Mechanic Kris Wales rebuilt the old STV covered trailer. The renovated trailer is being used by the jazz band to haul equipment to their events.

Status and Final Analysis

Finance Final Analysis

The district's finances continue to be strong. As mentioned in the "Things to Note" section above, the Illinois State Board of Education gave the district its highest Financial Profile Rating and it was a perfect score of 4.0 (see attachment 1).

Our one and only outstanding bond is referred to as the 2013 Series Bond. The principal/interest payment is approximately \$1,048,000 each year and will be paid-off in December, 2024. The original loan amount was \$5,375,000. With interest that ranges from 3 to 4 percent, we will end up paying \$7,047,499. Heartland Bank and Trust Company has the loan. School districts must undertake large projects from time to time and oftentimes, the only way to accomplish this is through debt. As the loan enters its final days, I would encourage the District to establish a new loan for worthy projects that will make the district better.

Our district's operational spending is \$9,306 whereas the State's operational spending is \$13,764 per student.

While our transportation fund is our strongest, our Operations and Maintenance (building) fund is our weakest. There is never enough revenue to offset our expenses and our cash reserve is nearly gone. We will have to allocate more money from our state revenue to make up for the shortfall.

Academics Final Analysis

Technology continues to be one of our strongest district programs and is one of the things that defines our district. The teachers and students use technology daily as a part of instruction and learning. Our elementary Challenge program was retooled to have an emphasis on technology. Additional Clevertouch monitors are being installed throughout the district and students are collaborating more in their technology tasks. We are blessed to have an outstanding instructional technology coach.

The high school students have many course opportunities. There are many courses in the areas of agriculture, industrial arts, family and consumer sciences and business. The students have a number of dual credit, honors and Advanced Placement courses available to them.

According to the Illinois State Report Card, 63% of our students go on to college. Only 23% of our students take early college coursework (i.e., dual credit classes). We need to find a way to get more students to enroll in dual credit classes. Forty-four percent of our students have to take remedial classes when they get to college which is similar to the State average.

Students Status

- The 6th day student enrollment of 1,402 is 10 students higher than last year (see attachment 4).
- The percentage of students who graduate in four years is 97% (state average 86%).

- The percentage of our graduating seniors who enroll in college: 63% (state 74%).
- The poverty rate for the past five years is given below along with the State poverty rate.
- 34 students took dual credit classes.
- 94 students took Advanced Placement classes.

	District	State
2015	37	54
2016	29	50
2017	31	50
2018	29	49
2019	28	49

- The student body is 91% white, 5% Hispanic, 3% bi-racial, 1% black.
- The percentage of students identified with a disability is 12% which is below the state average of 16%.
- Ninety-five percent of the students attend school on any given day which is higher than the 94% state average. Last year, our attendance rate was 94%. Ten percent of the students are chronically truant (state average is 18%) which is five percentage points higher than last year.
- Currently, 0.2% of our students are English Language Learners (EL) - State average is 12%.
- Eight percent of our students move in or out of the district. The state average is 7%.

Students Final Analysis

Our student demographics are relatively stable and the vast majority of the students are compliant, hard-working and well-behaved. However, in recent years, we have seen an increase in the number of students who have significant behavioral issues. It used to be that we had one student per building at the most. Now, we have one student (or more) per grade level at each school. Some of the behaviors are due to disabilities, some are due to childhood traumas and some are the result of a challenging home life. This situation taxes our staff and disrupts our educational program. The Illinois General Assembly and the Governor have added to the problem by adding restrictions for what a school can do to address misbehavior.

To address this problem, we have added an in-school suspension supervisor, an elementary counselor, a school resource officer, Go Guardian software, a Crime Stoppers program, and vape detection devices. We have trained many of our staff in child-restraint and defensive maneuvers. We have expelled students, sent students to alternative schools and given students home-bound instruction. One area of great need is to have an alternative school for 9th grade and 10th grade students. We currently have no options other than expulsion.

Staffing

- We have 102 teachers with 98% being white and 75% being female. Forty-eight percent of the teachers have a master's degree.
- The district's student-to-teacher ratio is 16:1 (18:1 State) at the elementary level and 15:1 (19 State) at the high school level.
- Regarding teacher retention, 86% of the teachers return each year which is slightly above the state's retention rate.

- Ninety-one percent (94% last year) of our teachers have fewer than 10 days of absence each year whereas the State percentage is 73.5.
- The average teacher salary in the District is \$51,515 (\$45,018 last year) and the State average is \$67,721.
- This is the second year of a 3-year contract with the SEA.

The current teacher shortages could worsen in the future. Currently, there are few quality applicants for our hard-to-fill certified positions. A major motivator for teachers is money; however, it isn't the only motivator. We need to continue to look for ways to create a school district where teachers *want* to work regardless of the pay. There are some easy things districts are doing to improve their work environment and I believe we should look at adopting some of them.

A couple years ago, the District hired Cala Smoldt to be the district journalist. She wrote articles about the good things going on in the District and had them published in the Aledo Times Record and the Rock Island Argus. She also posted things to Facebook and wrote a district newsletter four times a year. There is a lot more that can be done with public relations and I hope the role can be expanded.

Transportation Final Analysis

Except for the constant and critical shortage of substitute bus drivers, our transportation department is in excellent shape. Our vehicles are in good working order and our cycle for replacing them is adequate. Our mechanics are able to fix most problems and our bus garage is adequate for maintaining the vehicles. The finances for the transportation department are solid.

The majority of the parking lot around the bus garage consists of gravel. This causes problems with dust, mud and potholes. Years ago, there was a plan to spend \$60,000 a year to pave portions of the parking lot. This plan was discontinued after a few years. I recommend that the district use a portion of its transportation cash reserve to pave the rest of the parking lot.

The shortage of drivers keeps us from being able to consider a universal start time. The shortage of drivers also causes the transportation staff to spend a tremendous number of hours and energy to cover routes. This work keeps them from being able to do their other assigned work. I recommend that a transportation secretary be hired to work at Matherville Intermediate School with Transportation Director Jeff Shillinger to manage the tasks of the transportation program.

Facilities Final Analysis

All our facilities are single-story structures and are ADA compliant. All the buildings have many useful years left in them.

Sherrard Elementary has had higher enrollments at various points in the past, but the added programming (e.g., before/after school program, computer lab, expanded kindergarten rooms, etc.) causes the building to be at capacity. The District should consider using sales tax money to add a gymnasium and a few classrooms.

Sherrard Junior/Senior High School needs its science rooms to be renovated and it needs a lot of carpeting in the hallways and classrooms to be replaced.

The benefits of solar energy should be explored by our district. There are large tax breaks for companies to purchase solar equipment. Some have chosen to work with school districts to install the panels on school property and then sell the electricity to the schools at a greatly discounted rate.

Closing Remarks

Mark Twain once said that "Twenty years from now, you will be more disappointed by the things you didn't do than by the ones you did do." Many things need to be done to maintain our district's position and many things need to be done to move our district forward. Let's not be disappointed in twenty years about the things we haven't done. Instead, let's be proud of the things that were done and be proud of the way our district has been transformed into a much better organization.

Sherrard School District can be counted among the best school districts in the area. A boat is always safe in the harbor. But that's not what boats are built for. They are built for adventure on the open seas where life can be lived to its fullest. Our school district was not meant to languish in mediocrity. It too was meant for the open seas. The supportive Board, the competent and dedicated staff, the focused students, the attentive parents, the strong academic program, the solid finances and the sound facilities make our district strong and promise to cause all of the stakeholders, like the sailors, to live life to its fullest. #SherrardRoars

Motto

Tigers Today, Transforming Tomorrow

Mission

To Inspire, To Empower, To Prepare

Financial Profile Score

The Illinois State Board of Education has developed the School District Financial Profile to help monitor the finances of school districts and identify which are moving toward financial difficulty. Five indicators are individually scored and weighted in order to arrive at a Total Profile Score. The results are slotted into a category of a four, three, two or one with four being the highest and best category possible.

Since 2003, Sherrard has received the "Recognition" designation in all but three years (2005, 2006, 2009) when we received the "Review" designation. The score range for "Recognition" is 3.54-4.00. This year, we received a perfect score of 4.0. We have received a perfect score (4.0) on three occasions (2011, 2012, 2013). The score is based on five criteria.

Indicators

- 1. Fund Balance to Revenue Ratio – The result of dividing the ending fund balances by the revenues for the Ed, O&M, Transportation and Working Cash funds.
- 2. Expenditure to Revenue Ratio – Computed by dividing total expenditures for the Ed, O&M and Transportation funds plus Working Cash.
- 3. Days Cash on Hand – The number of days a district could meet operating expenditures provided no additional revenues were received.
- 4. Percent of Short-Term Borrowing Ability Remaining – The sum of unpaid Tax Anticipation Warrants divided by 85% of the EAV multiplied by the tax rates for the Ed, O&M and Transportation funds.
- 5. Percent of Long-Term Debt Margin Remaining – The District's EAV multiplied by its maximum general obligation debt limitation, reduced by any outstanding long-term debt.

Financial Profile Designation

Financial Recognition (highest rating)	3.54 – 4.0
Financial Review	3.08 – 3.53
Financial Early Warning	2.62 – 3.07
Financial Watch (lowest rating)	1.00 – 2.61

Attachment 2

Revenue Versus Expenses

When comparing the actual revenue with the actual expenses, Sherrard ended the 2018-2019 fiscal year \$949,991 in the red. However, the District built the weight and wrestling rooms and finished paying for the gym floor so that throws off the grand total numbers. It would be better to look at the funds separately to get an accurate picture. The end-of-year fund balances are also stated.

Major Funds

	Revenue vs. Expenses	Fund balances
Ed Fund	\$214,171 in the black	\$6,833,452
O&M Fund	\$105,685 in the red	\$316,787
Transportation	\$57,873 in the black	\$1,497,380
Tort	\$103,407 in the black	\$344,277

Special Funds

IMRF/FICA	\$114,632 in the black	\$556,760
Debt Service	\$14,452 in the red	\$120,378

We are supposed to levy only what we need in these two funds so we sometimes intentionally end in the red when the fund balances get too big

Fire Fund(HLS)	\$35,714 in the red	\$607,580
----------------	---------------------	-----------

We have to get state approval before spending out of this fund. We only get about \$82,000 a year in revenue each year, so it looks like we are in the red most years.

Capital Projects	\$1,366,082 in the red	\$848,830 in the red
------------------	------------------------	----------------------

This fund paid for the weight room, the wrestling room and the gym floor. We are paying ourselves back as sales tax revenue comes in. We will have it paid back in a little less than 2 years.

Working Cash	\$81,859 in the black	\$507,819
--------------	-----------------------	-----------

This fund is the "rainy day" fund. It can be used for anything and is generally left alone until there is an emergency. The fund was accessed for the Chromebooks back in 2015.

History of fund balances

2019	\$9,299,785
2018	\$7,108,372
2017	\$8,239,239
2016	\$8,277,867
2015	\$8,877,680
2014	\$8,987,641
2013	\$8,403,408
2012	\$8,152,993
2011	\$7,425,081
2010	\$5,859,426

Sherrard Student Enrollment

Year	Enrolled	Increase/Decrease
1989	1817	
1990	1814	-3
1991	1771	-43
1992	1782	11
1993	1806	24
1994	1835	29
1995	1919	84
1996	1936	17
1997	1989	53
1998	1886	-103
1999	1893	7
2000	1859	-34
2001	1802	-57
2002	1774	-28
2003	1794	20
2004	1765	-29
2005	1733	-32
2006	1770	37
2007	1751	-19
2008	1627	-124
2009	1590	-37
2010	1566	-24
2011	1559	-7
2012	1595	36
2013	1541	-54
2014	1578	37
2015	1520	-58
2016	1469	-51
2017	1464	-5
2018	1392	-72
2019	1402	10

Enrollment by Grade Level As of 8/16/19			
	SG	WG	Tot.
PreK		52	
K	51	51	102
1	46	38	84
2	44	45	89
3	48	41	89
4	64	49	113
5			98
6			120
7			114
8			124
9			95
10			102
11			111
12			108

Winola annexation took place in the fall of 1988. High enrollment was in the 1997/98 school year. Since then, the enrollment has decreased 587 students. That is an average decrease of 26 students per year. We have lost 368 students since 2006.



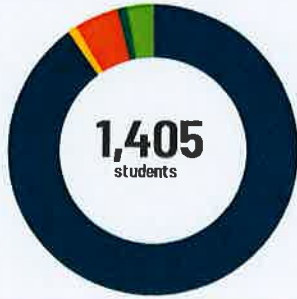
Sherrard CUSD 200

PO Box 369 Sherrard, IL 61281 | (309)593-4075

Grades: PK - 12

Superintendent: Mr. Alan Boucher

Fast Facts



Student Characteristics

White	91%
Black	1%
Hispanic	5%
Asian	1%
American Indian	0%
Two or More Races	3%
Pacific Islander	0%
Low Income	28%
English Learners	0%
With IEPs	12%
With Disabilities	-
Homeless	1%



Academic Success

High school students take the SAT in English Language Arts and Math. The display shows SAT ELA & Math results in four performance levels.

English Language Arts

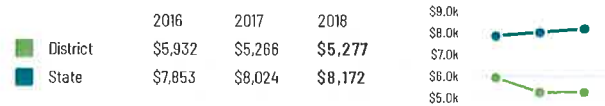


Mathematics

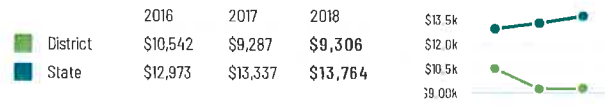


District Finance

Instructional Spending per Pupil includes only the activities directly dealing with the teaching of students or the interaction between teachers and students.



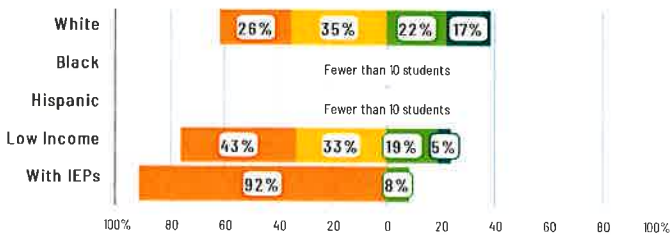
Operational Spending per Pupil includes all costs for overall operations in this district, including Instructional Spending, but excluding summer school, adult education, capital expenditures, and long-term debt payments.



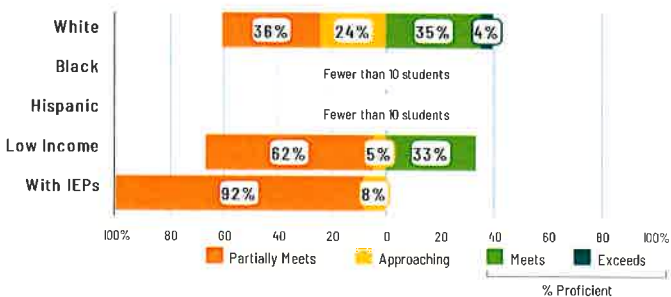
Success by Student Group

This display shows SAT ELA & Math performance levels for each student group. No data is shown for groups with fewer than 10 students.

English Language Arts



Mathematics



College Readiness

Early College Coursework

Students taking early college coursework in grades 10, 11, and 12



Postsecondary Enrollment

Students who enroll at colleges and universities



Community College Remediation (lower is better)

Students enrolled in Illinois community colleges who require remedial coursework



Graduation Rate

Percentage of students who graduated within 4 years





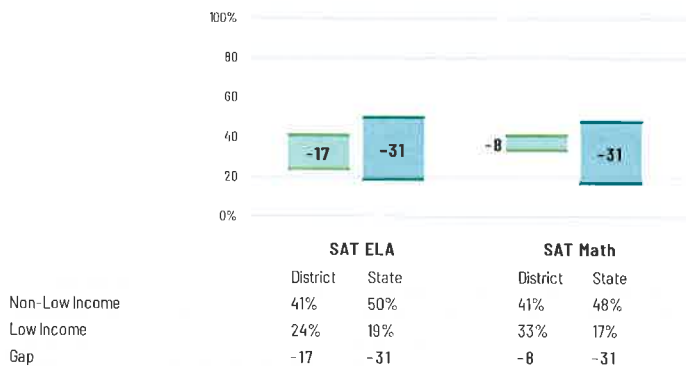
Sherrard CUSD 200

Schools in District

School Name	Grades	Summative Designation	School Name	Grades	Summative Designation
Sherrard High School	9 - 12	Exemplary	Sherrard Elementary School	K - 4	Exemplary
Sherrard Jr High School	7 - 8	Exemplary	Winola Elementary School	PK - 4	Exemplary
Matherville Intermediate School	5 - 6	Commendable			

Achievement Gap

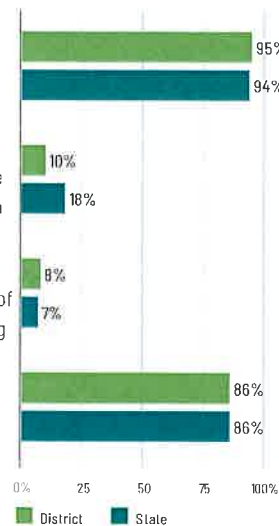
Achievement gaps display the differences in academic performance between student groups. The display below shows the gap in readiness for the next level between low income (LI) students and non-low income (non-LI) students on the SAT for both English Language Arts (ELA) and Math.



Student Attendance and Mobility

Attendance Rate

Rate at which students are present at school, not including excused or unexcused absences



Chronic Absenteeism

Percentage of students who miss 10% or more of school days per year either with or without a valid excuse

Student Mobility

Percentage of students who transfer in or out of the school during the school year, not including graduates

Teacher Retention

Percentage of full time teachers who return to the same school year to year

Educator Measures

This district has had an average of **3 principal(s)** at the same school over the past 6 years. District wide in the last three years, an average of **86% of teachers** return to the same school each year.

FOR MORE INFORMATION

Visit IllinoisReportCard.com to see additional details about each item of information for this school. There you will find charts spanning multiple years, detailed explanations, resources, more of the school's programs and activities, and powerful tools that let you dig deeper into data.

Most of this data has been collected by ISBE from school districts through data systems. Some information, such as the School Highlights, is entered directly by principals and can be updated throughout the year.